

Shopping trolleys



Shopping trolleys series

**BT**

**wanzl**

# Smart technology - more profit



## Careful manufacture

The distortion-proof baskets are accurately fashioned and the mesh is so narrow that even very small articles cannot fall through.

The handle with plastic sheathing can be provided with advertisements upon request and is screwed to the basket on the handle caps.

The wheels are attached to the base frame, which is made of robust oval tubing, to prevent theft.



**3** years  
guarantee on  
the wheel  
function

## Smooth running

Your "silent" trolley - original Wanzl castor wheels run on ball

bearings, the rubber running surfaces and standard plastic deflector rings on the rear wheels ensure long-term smooth and silent operation. Noise-absorbing plastic hinges and fittings on the basket.



## Permanent gloss finish

for Wanzl products.

Only laboratory-tested coatings are used which effectively protect surfaces for years. We supply high-gloss galvanized-chromised coatings with transparent powder coating.



## Guaranteed safety

All models of the BT series are manufactured in accordance with international quality directives and meet the requirements of

- the European EN 1929-1 standard
- the European EN 1929-2 standard

# Corporate identity in motion - all day

As the constant companion of your customer, shopping trolleys transport goods equally as effectively as your messages. Make use of them for advertising!



Corporate identity is the central message of your market. Shopping trolleys in your corporate colour reinforce the overall image and round off the visual impression on your customers.

Your colour trolleys are available with laboratory-tested powder coating on a galvanized base in RAL colours which are suitable for foods.

4 attractive standard colours are available for powder coating and plastic parts:

Flame red	RAL 3000
Pure orange	RAL 2004
Green	RAL 6024
Ultramarine blue	RAL 5002

Special colours available upon request.





# BT series



DBP



TOP TEN  
Zinc and Nickel  
System  
in Europe

ZINC



EURO  
NORM

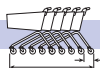
















3 years  
guarantee on  
the wheel  
function

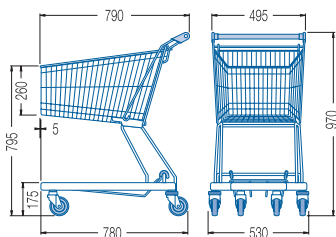


The BT series shopping trolleys have proved their worth millions of times over around the world. The design, performance and safety of this model represent the „state of the art“. With its high tipping resistance and passenger conveyor compatibility, the BT series, as all Wanzl models, is suitable for children.

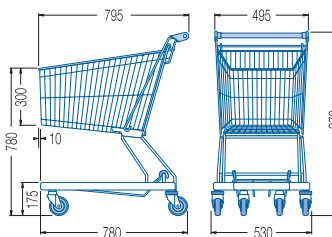


Model	BT 75	BT 90	BT 110
High-gloss-galvanized, chromised + transparent powder coating	Order no. 02.18 500.52	Order no. 02.18 501.52	Order no. 02.17 402.52
Length (mm)	790	795	940
Width (mm)	530	530	595
Height (mm)	970	970	980
Basket volume (litres)	74	86	115
Wheel diameter (mm)	100	100	125
Weight (kg)	18,0	18,0	22,0
 Space required per trolley (mm)	140	140	230
Space required for 10 trolleys (mm)	2050	2055	3010
Space required for 50 trolleys (mm)	7650	7655	12210
Available space park boxes, 3-row, length 5 m	93	93	54
Accessories			
 Advertising handle	●	●	●
 Child seat	standard	standard	standard
 Child seat small items tray	-	-	●
 Safety belt for child seat	●	●	●
 Bag hook	●	●	●
 Rear bag hook	●	●	●
 Wire compartment	●	●	●
 Cross divider	-	-	●
 Basket top corner protectors - 1 pair	●	●	●
 Basket bottom corner protectors - 1 pair	●	●	●
 Basket protector profile C	●	●	●
 Base rack	standard	standard	standard
 Wanzl wheels - 1 set, rubber	standard	standard	standard
 Wanzl passenger conveyor wheels - 1 set	-	-	upon request

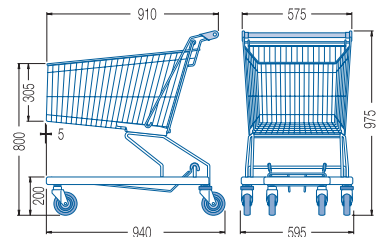
### Dimensions (mm) • BT series



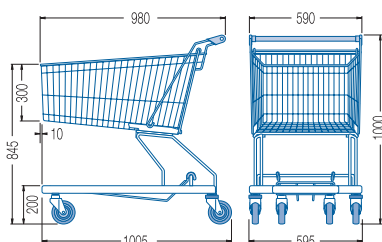
BT 75



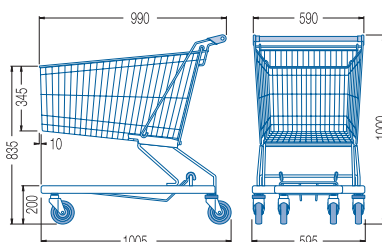
BT 90



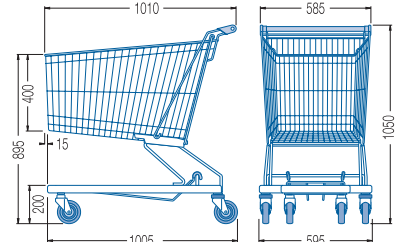
BT 110



BT 130



BT 150



BT 180



# Planning data

This page provides information and data to facilitate selection of a suitable trolley type and the correct number of trolleys.

## Sales area

When ordering the trolleys the required quantity can be assessed by applying the rule of thumb one trolley per five square metres of shop area.

## The goods range

The composition of the range on offer influences the selection of the size of the trolley type and the individual equipment.

							
Market type	Range of goods	Sales area (average)	Sales area (limits)	Location	Basket/trolley volume	Trolley per 100 m <sup>2</sup>	Space requirements in m <sup>2</sup> for 10 trolleys
Self-service shop	Food	150	100-250	<ul style="list-style-type: none"> <li>Central location in residential areas of cities and medium-sized towns</li> <li>City suburbs</li> <li>Central locations in small towns</li> </ul>	75-90	22	1,8
Self-service market	Food	300	250-400	<ul style="list-style-type: none"> <li>Rural communities with large catchment area</li> <li>Central locations in residential areas of cities and medium-sized towns</li> <li>City suburbs</li> <li>Central locations in small towns</li> </ul>	75-110	27	1,8
Supermarket	Food	650	400-800	<ul style="list-style-type: none"> <li>Rural communities with large catchment area</li> <li>Central locations in residential areas of cities and medium-sized and small towns</li> <li>City centre locations in cities and medium-sized towns</li> <li>Central locations in medium-sized and small towns</li> </ul>	75-130	20	2,1
Supermarket in department store	Food	1100	800-1500	<ul style="list-style-type: none"> <li>Sub-centres of cities</li> <li>Central location in residential areas of cities, medium-sized and small towns</li> <li>Central locations of medium-sized and small towns</li> </ul>	110-130	19	2,3
Food section	Food	1000	400-1500	<ul style="list-style-type: none"> <li>Central communities and peripheral town locations</li> </ul>	75-90	17	1,8
Discounter	Food	450	300-600	<ul style="list-style-type: none"> <li>Central city and medium-sized town locations</li> <li>Central locations of residential areas of cities, medium-sized and small towns</li> <li>City centre locations of cities, medium-sized towns with high customer frequency, generally in satellite locations of supermarkets</li> </ul>	75-150	17	2,3
Consumer market	Food - Non-Food	2600	1500-5000	<ul style="list-style-type: none"> <li>Central business locations in city sub-centres when no department store established</li> <li>Central business locations of medium-sized towns</li> <li>Small towns with central character</li> </ul>	110-150	16	2,3
Self-service department store	Food - Non-Food	8900	ab 5000	<ul style="list-style-type: none"> <li>Traffic-oriented city and medium-sized town peripheral locations</li> <li>City industrial regions</li> <li>Supraregional centres</li> <li>Towns with central supply function for rural areas</li> </ul>	130-212	13	2,7
Drugstore		250	200-400	<ul style="list-style-type: none"> <li>Highly-frequented city locations</li> </ul>	75-110	25	1,8
Drugstore		450	400-600	<ul style="list-style-type: none"> <li>Highly-frequented city locations</li> </ul>	75-130	22	1,8





# Safe goods transport on passenger conveyors

## Regulations and requirements

Passenger conveyors connect different levels. They permit multiple use of the same area and together with special trolleys form a coordinated system.

The continuous availability, optimum function and regular inspection of this system guarantee reliable and trouble-free transport of empty and full trolleys by your customers.



### Passenger conveyor

Only suitable passenger conveyors guarantee safe interaction of the passenger conveyor and special trolleys.

- The conveyor design must comply with the European standard EN 115.
- The speed should not exceed 0.5m/sec.
- The inclination of the ramp combs at the beginning and end of the conveyor should not exceed 15°.



### Passenger conveyor trolley

Wanzl has a range of track-proven shopping and transport trolleys which are especially suitable for use on passenger conveyors and therefore guarantee the best possible safety for goods transport. Note: Max. total weight of the shopping trolley on the conveyor is 160 kg



### Passenger conveyor wheels

Original Wanzl conveyor wheels in combination with Wanzl shopping and transport trolleys have proved to be extremely efficient for reaching different floor levels for many years. The wheels ensure optimum solutions in combination with the shopping trolleys and conveyor



### Customers

Warning signs inform your customers about the right way to use the shopping and transport trolleys on passenger conveyors. Well-informed customers act correctly! By providing comprehensive information you can prevent accidents and avoid liability claims caused by incorrect behaviour on passenger conveyors.

### Applicable regulations:

EN 115, ZH 1484, pr EN 1929-2-4  
DIN 32601 Part 3\*

Wanzl urgently recommends using the applicable warning signs!

\* Recommendation of the employer's liability insurance association

- The right use of shopping trolleys is essential for safety reasons



### Entry

- Swiftly walk onto the conveyor with the trolley in a straight position.

Entering with the trolley in a straight position ensures that the wheels are parallel to the direction of travel and become engaged on the conveyor.

- If necessary a guide section (customer guidance systems) should be installed to ensure that the trolleys are in a straight position.
- Ensure that all four wheels engage correctly.
- Always hold the trolley firmly during transport.

### Exit

- Walk swiftly from the conveyor with the trolley in a straight position.
- The rear wheels automatically push the trolley to the ramp comb, and the customer has to push the trolley off the conveyor!

Please ask for our passenger conveyor guide!

## Original Wanzl conveyor wheels



### Type 1 - Ø 125 mm

2 running disks



### Type 2 - Ø 125 mm

Single-section running disk



### Type 4 - Ø 125 mm

1 running wheel, 1 feeler disk

### Mounting recommendation for shopping trolleys / Bearing capacity:

Front and rear  
50 kg max / wheel

Up to 150 litres at front and rear, from 150 litres only rear  
90 kg max / wheel

Only at front, recommended from 150 litres onwards  
100 kg max / wheel

## Certain trolley models are not suitable for conveyor use for safety reasons.

Please inform your customers with suitable warning signs.




Child's shopping trolley

Order no. 00.58 354.07



Shopping trolley for wheelchair users

Order no. 00.58 919.07



Special trolleys, e.g. panel transporters

Order no. 00.59 936.07

# Wanzl-Service trolleys for clients and warehouse

Basket in tilted – back position



Transport trolley T24 multi-talented for many specialist markets.

Transport trolley T 31 B for bulk shopping at C&C and specialist stores



EL 22 - Harlequin Children's shopping trolley for tomorrow's customers



Shopping trolley for wheelchair users



Fun Mobile More fun for more turnover

**Please ask for more information!**

## wanzl

**China:** Wanzl Commercial Equipment (Shanghai) Co., Ltd.  
Bldg. 2-4, East Rongle Rd. No. 579  
Song Jiang Industrial Zone · Shanghai 201613 · PR China  
Tel. +86 (0) 21 / 57 74 46 80 · Fax +86 (0) 21 / 57 74 46 50  
E-Mail wanzl@wanzl.com.cn · www.wanzl.com.cn

**Headquarter:** Wanzl Metallwarenfabrik GmbH  
Bubesheimer Straße 4 · 89340 Leipzig · Germany  
Tel. +49 (0) 82 21 / 729-0 · Fax +49 (0) 82 21 / 729-100  
E-Mail info@wanzl.de · www.wanzl.com

DSR - 06/2005 · Dimensions in mm, stated dimensions approximate, colours similar to RAL, subject to design modifications.  
© Copyright by Wanzl

BT series

Prospect no. 756/2005